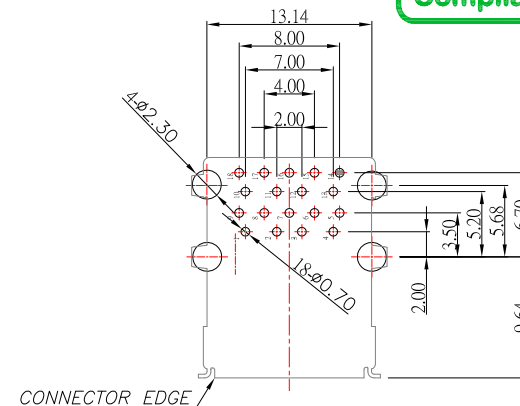
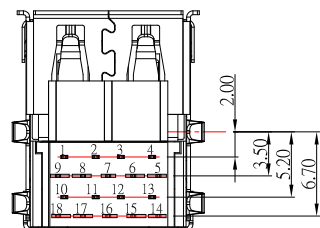
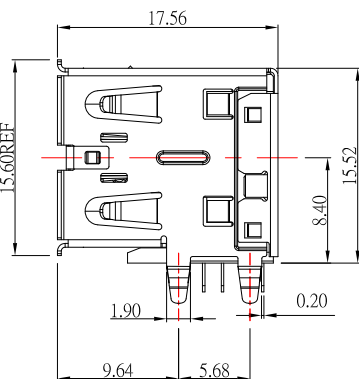
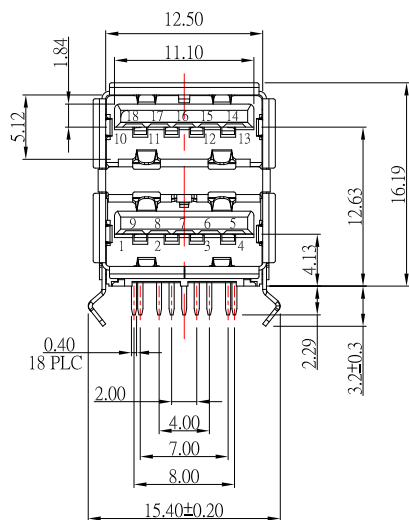
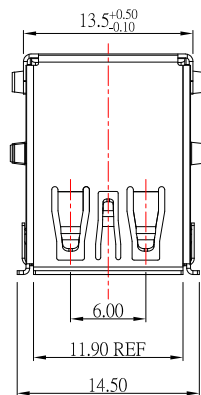




SUA-210H1A-30x-S277

鍍層厚度:

Blank	: 1u"
2	: 15u"
3	: 30u"



PCB LAYOUT REFERENCE

USB 2.0 CONTACT PINS		USB 3.0 CONTACT PINS		
Pin NUMBER	SIGNAL NAME	Pin NUMBER	SIGNAL NAME	
1	10	5	14	StdA_SSRX-
2	11	6	15	StdA_SSRX+
3	12	7	16	GND_DRAIN
4	13	8	17	StdA_SSTX-
Shell	Shield	9	18	StdA_SSTX+

NOTE:

1.MATERIAL:

- 1.1 Housing: PA9T,Color: Blue
- 1.2 Contact: Phosphor Bronze / Brass
- 1.3 Shell: SUS

2.Finish:

- 2.1 Contact: Plated Gold in Mating Area ;
Tin Plated on Solder Balls ;
Nickel under plated overall
- 2.2 Shell: Nickel under Plated surface layer

3.SPECIFICATION:

- 3.1 Current Rate:1.8 Amperes
- 3.2 insulator Resistance:100MΩ Min
- 3.3 Dielectric Strength: 100V AC
- 3.4 Contact Resistance: 50mΩ Max
- 3.5 Insertion Force: 35 N Max
- 3.6 Extraction Force: 10 N Min

CONTACT 建倚科技股份有限公司
CONTACT TECHNOLOGY CORP.

TOLERANCE UNLESS OTHERWISE STATED :
Up to 5 ±0.2
Above 5 ~ 15 ±0.3
Above 15 ~ 30 ±0.4
Above 30 ~ 50 ±0.5
Angle ±0.3°

3RD. ANGEL'S



UNITS MM

DRAWN BY:	DATE	MAT'L	TITLE	CONNECTOR
Jack Lu	04/12/23			
CHECKED BY:	DATE	FINISH	MODLE	USB 3.0 A/F 雙層 90 度 短體 L:17.56mm
Jacky Chen	04/12/23			
APPROVED BY:	DATE	SCALE	DWG NO.	SUA-210H1A-30x-S277
Tony Kao	04/12/23	1 : 1	PART NO.	SUA-210H1A-30x-S277
		SHEET NO.	1 of 1	

ITEM NO.	DESCRIPTION	DRAWN	DATE